



# Make your own Saturn



At ISIS, we use tiny particles called neutrons in experiments to study how planets form. There are eight planets in our solar system, including the mighty gas giant Saturn. You can make your own mini Saturn using just a paper plate!



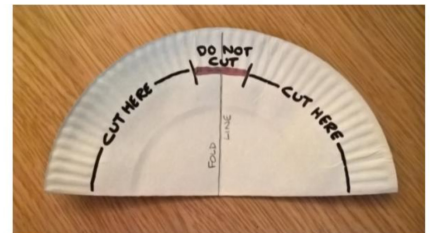
1 Fold your paper plate into quarters (half then half again).



2 Unfold back to half.



3 Using the ridges around the edge as a guide (1-2cm from the edge), cut up to the centre line, leaving 1cm. Do the same on the other side.



4 Unfold your plate by folding one loose edge one way to make the rings and the other half the other for the planet body. Punch a hole in the planet to thread string through.



5 Time to decorate! Use pens, pencils, glitter - whatever you can find! Just make sure to give Saturn its famous rings.

